



Newsletter

Friday 21st January 2022

Dear parents and carers,

As we approach the halfway point of this term, I am delighted to tell you how hard the children have been working and how enthusiastic they have been about their learning. It has been a pleasure to be shown a variety of maths and English work this week. The children have been very proud of their achievements.

Remember to take a look on your child's google classroom, you can see what the children are learning during the week and you can see the digital floor books where you can see the learning that is taking place in other curriculum areas. If you have any questions about your child's learning then please do not hesitate to speak to your child's teacher, they will be more than happy to answer any questions you may have.

I would like to thank everyone for your continued support that you offer your children with their learning. We very much value the time and effort you give over to helping your children.

Thank you.

Mrs Oakley

School Updates

Playground

Please can you ensure that your children do not play on the play equipment in the playground at the start and end of the school day. The blue flooring becomes very slippery during icy conditions so must be avoided.



Bicycles and Scooters

If your child rides a bike or a scooter to school, please can they stop riding at the school gates. They should walk with their bike or scooter whilst on school grounds.



Parking

Please can I remind you to park safely when dropping off and collecting children. Please be mindful of residents driveways and please do not block these.



Lateness

Please ensure that your children arrive to school on time. Being late, even if it is only a few minutes can have a serious impact on your child's learning. Children also find it upsetting to enter class late and they find it difficult to settle. With this in mind, please make every effort to arrive to school on time, while the gates are open.



Safety Tip of The Week

How to guide

Keeping children safe on



WhatsApp

Click this link to find out more about how to keep your children safe on Whatsapp.

[Whatsapp safety - a guide for parents.](#)

Whatsapp Groups

Please can we ask that you monitor your child's messages in Whatsapp groups. There has been some messages that have been sent between children that are of an unsavoury nature. As a school, we take this behaviour seriously and we will discuss this with the children and will contact you if we have concerns. May I also remind you that the legal age for using Whatsapp is 16 years old, so if you do allow your child access to Whatsapp you should monitor this carefully.

School Council



It is with great pleasure that we now have our School Council up and running. The School Council is an opportunity for the children to have a voice about Beaver Green and what they may want to happen now or see in the future. We have already completed a meeting to discuss attendance and the rewards the children would like which was very successful. We will keep you posted about the discussions we have and what plans we want to implement. Congratulations to all new members, a fantastic achievement to be voted in by their class peers.

Certificates given for Beaver Green Values

Dragonfly Class

Reign- Kindness
Luna-Kindness.

Butterfly Class

Francy - Courage
Archie R-W - Courage

Ladybird Class

Marcel - Kindness
Noel - respect

Bumblebee Class

Akira - Respect
Scarlett - Courage

Sam Lloyd

Nour - Kindness
Ivan - Courage

Craig Smith

Kayden - Kindness
Harry - Courage

David Wiesner

Madalina - Kindness
Layla - Courage

Mac Barnett

Filip - Respect
Teigan - Kindness

Certificates given for Beaver Green Core Values

Rachel Bright

Persephone - Kindness
Evie - Courage

Jessica Wilson

George - Respect
Laura Jane - Kindness

Ross Mackenzie

Azmi- Kindness
Jacob - Respect

Vashti Hardy

Emily W - Courage
Lewis M - Courage

Maz Evans

Kai - Courage
Samyok- Respect

Onjali Rauf

Joseph - Respect
Layla - Courage

Benjamin Zephaniah

Kindness - Keeley
Kindness - Adam

Jennifer Killick

Respect - Jamie
Kindness - Scarlett

Star of the Week - Nursery



Today, Maryann retold and acted out the story of Jack and the Beanstalk. She then went outside and hunted for the Giant. Fantastic work Maryann.


Maryann



Star of the Week - Reception




This week's star of the week in Ladybird class is Anais. Anais has been concentrating so hard this week and did some amazing spelling to help us write about the bears. Fantastic attitude Anais, keep it up!



This week's star of the week in Bumblebee class is Teddy. Teddy has been working hard at building furniture for The Three Bears. Just like Goldilocks he has fallen asleep in one of the beds! Well done Teddy.

We're going on a Bear Hunt - Year 1



In Year 1 we have been reading the book, "We're going on a Bear Hunt!" Please could you display a teddy bear or a picture of a bear in your window at home. Then if Year 1 families could please go on a bear hunt and see how many bears they can find?

Thanks for your support,



Year 1 Team



Star of the Week - Year 1

Star of the week in Craig Smith class is Millie. Millie wrote a lovely piece of descriptive writing all about 'The Bear Hunt' which we are learning about. She also made a bear hunt picture showing the different places you had to go to before meeting the Bear! Well done Millie.



The river is like a chip.
The water is moudy water
The mud is thick ooze mud
The forest is dark quiet
The snowstorm is surprise
The cave is quiet a dark
Millie W


Star of the week in Sam Lloyd this week is Frankie for his excellent artwork for the Bear Hunt. Well done Frankie!



Star of the Week - Year 2



Star of the week for Wiesner class goes to Violet for composing great music on a chromebook this week. Well done Violet!



Star of the Week in Barnett Class goes to Finley. Finley has been a whizz in maths this week and managed to complete many of the challenge questions. Well done Finley

Star of the Week - Year 3

Star of the Week in Wilson class is Phoebe for trying her hardest to answer questions in a range of subjects!



The Star of the Week in Bright Class this week is Nosam! Nosam works hard in all his learning but has particularly shown a great attitude towards his Maths. Nosam always perseveres to complete the Maths challenges! Keep it up!

Star of the Week - Year 4

Hardy class star of the week is Heidi. She has had a really great week, including herself in the class, being part of small groups, willing to take on some challenges, as well as showing a lovely level of politeness. Well done, Heidi!



Star of the week In MacKenzie class is Jessica! Jessica always makes sure to listen and work diligently on the tasks given to her. This week is no exception with Jessica excelling in her Maths, English and Topic lessons! Well Done Jessica!



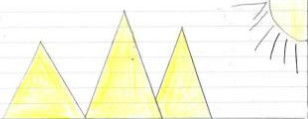
Star of the Week - Year 5

Rauf's star of the week goes to Max! Max has shown just how fantastic he is this week - working hard to complete work in all lessons and showing great behaviour for learning. Max produced an amazing piece of writing all about the Egyptian Pyramids this week. Well done Max! We are so proud of you!

Monday 17th January 2022

Egyptian Pyramids

The ancient historical pyramids were built along banks that protected the deceased pharaohs which are Egyptian Kings. Read on to find out about the ancient Egyptians.



How were they built?

Although many archaeologists were unsure about the ancient Egyptians, it took a very long time to build. The pyramids of Giza took 10 years to make. Historians believe that they used ramps to help.

Inside the pyramid

Deep inside the pyramids lies a pharaoh inside a burial chamber and a shining mirror in the treasure for that they can use in the afterlife. There are also rooms which are for the pharaoh. Sometimes robbers find the jewels or they make fake rooms to trick them, but they get caught by police.

Why were they built?

Due to the Egyptian believing in the afterlife, they needed a resting place to put and preserve. Pharaohs didn't believe in life, they put themselves in the sun in the afterlife. The pyramids were built to last forever!

When and where were they built?

Historians and archaeologists have worked out that the pyramids were built by 2,500 to 2,000 BC. The pyramids were built on the western side of the Nile. This was so that it was easy to get there. They built them on desert sand.

How were they built?

Although many archaeologists were unsure about the ancient Egyptians, it took a very long time to build. The pyramids of Giza took 10 years to make. Historians believe that they used ramps to help.

Inside the pyramid



Deep inside the pyramids lies a pharaoh inside a burial chamber and a shining mirror in the treasure for that they can use in the afterlife. There are also rooms which are for the pharaoh. Sometimes robbers find the jewels or they make fake rooms to trick them, but they get caught by police.

Why were they built?


Due to the Egyptian believing in the afterlife, they needed a resting place to put and preserve. Pharaohs didn't believe in life, they put themselves in the sun in the afterlife. The pyramids were built to last forever!

When and where were they built?

Historians and archaeologists have worked out that the pyramids were built by 2,500 to 2,000 BC. The pyramids were built on the western side of the Nile. This was so that it was easy to get there. They built them on desert sand.



Maz Evan's Star of the Week goes to Crystal! Crystal has drawn the cover of her favorite book for our class reading journal and it is amazing. She took her time and it really shows. Well done for always doing your best! Keep it up Crystal!





Year 6 Learning in Term 3

Science

Non luminous



We used light boxes to investigate how light travels in straight lines!



Luminous

What countries are in Asia?

Explore - Asia



Jake



Alfie J




Liam W



We also designed and sketched our own flags!

Can you identify the Asian Flags?



Star of the Week - Year 6

The Star of the Week in Killick Class this week is Roman for working hard in every lesson at all times. He is always focussed and keen to learn. Well done Roman!



Aleena is Benjamin Zephaniah Class' Star of the Week for her consistent high standards of herself in all areas of her learning. She is an amazing role model to the rest of her class. Well done for showing just what you can achieve when you have the right attitude and mindset. Thank you!