



Newsletter

Friday 28th May 2021

Dear Parents and Carers,

We are now at the end of another busy term. We will be sending out a letter today to give out dates for key events in Term 6, please look out for this.

We would like to take this opportunity to wish you all a very happy half term holiday, we hope that you have a restful break and spend some precious time with family and friends.

We return to school on Monday 7th June 2021. We look forward to seeing you on your return,

Mrs Hopkins & Mrs Oakley

Did you know...

World Turtle Day is an annual event that has been taking place since 2000. It was founded by American Tortoise Rescue. The purpose of World Turtle Day is to educate people about the things that they can do to protect the habitats of turtle and tortoises. It is also a celebration of the joy that these reptiles bring to so many people on a daily basis.

Here are some interesting facts:

- **Turtles** are reptiles.
- **Turtles** have a hard shell that protects them like a shield, this upper shell is called a 'carapace'.
- **Turtles** also have a lower shell called a 'plastron'.
- Many **turtle** species (not all) can hide their heads inside their shells when attacked by predators

You can find out more by clicking this link:

[Information about Turtles](#)

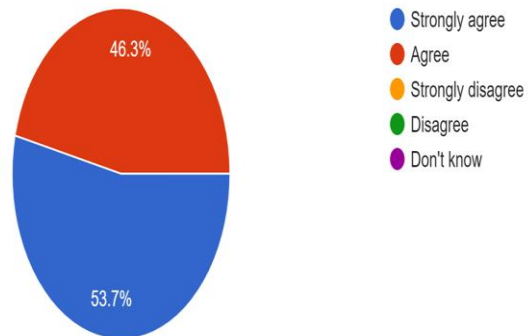


School Updates

As promised, here are two more responses from the parent questionnaire sent out earlier this term.

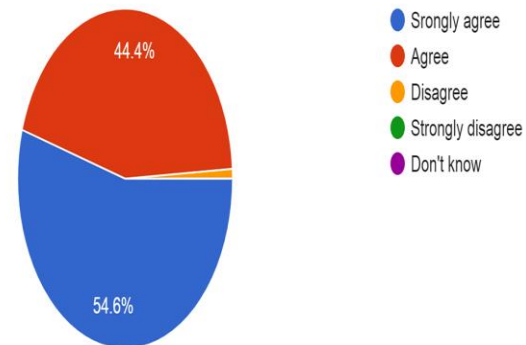
My child is taught well at school

108 responses



My child is well looked after at school

108 responses



Safety Tip of The Week

Teaching Road Safety: A Guide for Parents

The Green Cross Code

Children aged 7 can begin to learn the Green Cross Code and how to put it into practice.

- 1) Find a safe place to cross
 - Use a pedestrian crossing if there is one
 - Choose a place where you can see clearly in all directions
 - If an obstacle is blocking your view of the road, choose a better place to cross!
- 2) Stop just before you get to the kerb
 - Do not stand on the kerb
 - If there is no pavement, stand at the edge of the road.
- 3) Look all around for traffic and listen
 - Traffic can come from any direction
 - Sometimes you can hear traffic before you see it
 - If you see or hear an emergency vehicle in the distance, let it pass.
- 4) If traffic is coming, let it pass
 - Never run across the road when traffic is coming, even if you think there is time. It can be difficult to judge the speed of traffic
 - Be aware that traffic may speed up.
- 5) When it is safe, go straight across the road- do not run
 - Continue to look and listen as you cross
 - Look out for cyclists and quieter vehicles, you may not hear them approaching
 - Walk straight across the road.



Crossing the road

You may think that crossing the road is easy, but for a child it is much more difficult. This is because crossing the road involves many tasks- identifying a safe place to cross the road whilst considering parked cars, junctions and kerbs, paying attention to traffic, looking and listening and focussing on the need to walk rather than run across the road. Therefore, it is a good idea to take your child out near a quiet road to begin to practice crossing the road safely.

The Stop, Look, Listen and Think sequence

Children aged 5-6 can begin to learn the Stop, Look, Listen and Think sequence.

Stop: when you approach a crossing, STOP before you come to the edge of the pavement
Look: LOOK for cars, bikes, lorries and other vehicles by looking right, left and right again
Listen: LISTEN for vehicles too. You may be able to hear them before you see them
Think: is there enough time for you to cross the road safely?

Star of the week - Nursery



This week we have been learning about the story, "The Tiger who comes to tea."



Kara is our star of the week. She tore the paper to make tiger stripes and was very proud of her name writing on her work ! Great work Kara.



Well done to Arlo who is our Star of the Week!





You have shown that you can listen well and follow instructions especially when we made some Angel Delight.

Star of the week - Reception



Sebastian is Penguin's star of the week. He has been very creative and tried 'Mono-printing'. He mixed colours to make a lovely rainbow print. Sebastian can now write his long name beautifully. Fantastic!



Amelia is Elephant Class' star of the week. She created a coat for an Elephant. First she cut out her coat shape, then hole punched the edges before threading a string through the holes. Well done Amelia.



Star of the week - Year 1



Star of the week in 1SJ is Cara for her fantastic Antarctic Penguin. Also she was brave when the North School came in with their farm animals and she let a Stick Insect crawl up her arm. Well done Cara!



Lily is the Star of the Week in 1JS this week! Lily was really brave and although reluctant at first, was able to stroke a hen during our visit from The North School Farm! Lily was also able to discuss the different animal groups and work out whether animals were carnivores, herbivores or omnivores! Well done Lily!



Star of the week - Year 2



Well done Evie - Grace in 2NB for super maths work this week. You have worked hard describing movement and turns using directional language including left, right, clockwise and anti - clockwise! Keep up the good work!



The star of the week this week in 2OE goes to Catherine for a fantastic description of Excitable Edgar the Dragon! Your ideas were all your own and you thought so carefully about the similes and adjectives that you used! Well Done Catherine! We are proud of you. Well Done also for a fantastic first term at Beaver Green!

Star of the week - Year 3

The star of the week in 3BC this week is Jessica for always being a kind, polite, helpful and hardworking member of our class. Well done Jessica. Keep on being amazing!



Our Star of the Week in 3SK is Reed for his fantastic work on Fossils. Well done.



Star of the week - Year 4

Star of the week in 4PA is Abdul. He has been really consistent in his work this week, as he has in the weeks before. He is engaged in his learning, works in a friendly and supportive manner. I've been really impressed with his sense of what he believes is the right thing to do. Very mature. Well done, Abdul and have a lovely holiday next week.




4KB's Star of the Week goes to Callum for his amazing writing this week! Callum has taken his time, listened to what he should include and thought carefully about using fantastic vocabulary and even included brackets! Well done Callum! We're all very proud of the learning you've done this week!

Year 5 Learning in Term 5


This week as part of our 'Infinity and Beyond' topic, we have continued to learn about the Moon and its many phases!

QUICK SHOUT OUT:

This week all of Year 5 have been **AMAZING!**
We have been so proud of how well each and every one of you has approached your learning, especially how well you have done during our assessments. We are so proud of you all!



Jayesh created a fantastic informative leaflet about the moon.



Scarlett used texture to create the craters similar to the actual moon!



We have also been growing our own butterflies. Alfie helped us set them free this week!

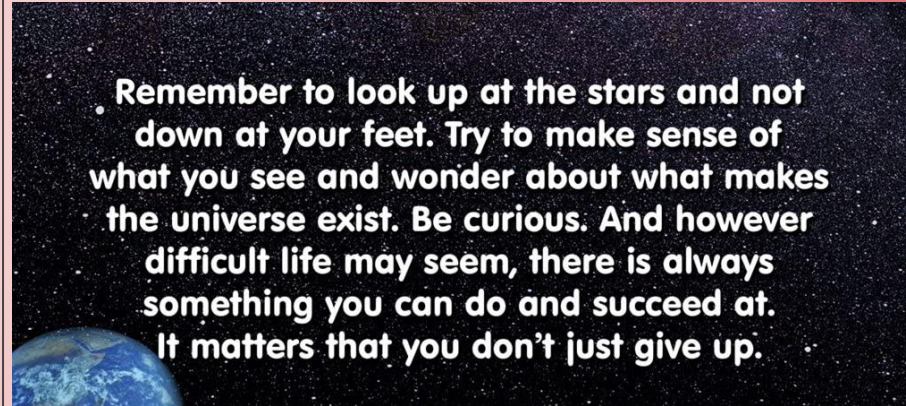


Star of the week - Year 5

This week 5AT's star of the week goes to Liam S. Liam is always so well behaved and works hard in all lessons. This week I have been so impressed with his resilience - never giving up and even when things are tricky still having a go! We are very proud of you Liam. Well done! :)




This week 5MM's star of the week goes to Gabe. for his engagement and excellent work during our Infinity and beyond topic. Well done Gabe!



Star of the Week - Year 6

Star of the Week in 6SH is for both Simrik and Yuna for creating some amazing portraits of their class teacher, Mr Hutcheon, in the style of pop art. They took their time to produce some amazing quality artwork choosing nice vibrant colours to finish their masterpiece. Well done!



By Simrik



By Yuna

Our star of the week for 6VH is Freya. Freya has made incredible progress in her walker and is now about to do a complete turn. We are so proud of Freya, she has demonstrated perseverance and resilience. She is a delight to have in the classroom and has shared insightful answers during our guided reading lessons. Well done Freya.

