



Newsletter

Friday 21st May 2021

Messages from
Mrs Hopkins, Executive Headteacher &
Mrs Oakley, Head of School

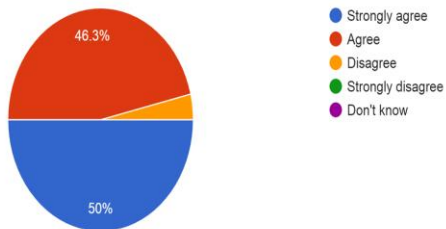
Dear Parents and Carers,

We were thrilled with the number of responses to our recent parent survey. We had a total of 108 responses. Thank you to everyone who took time to fill the survey in.

Here are the responses to the first two questions, we will continue to share more over the coming weeks

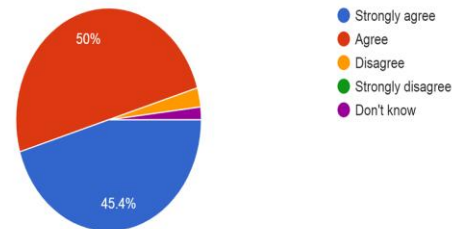
My child is happy at school

108 responses



My child makes good progress at school

108 responses



Thank you for your continued support.

Inspiration Friday

Do you know who Mary Anning is?

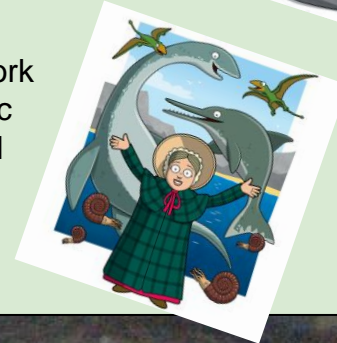
Let's find out more.

Mary Anning was born in the seaside town of Lyme Regis, Dorset, UK, in 1799. Although her parents had ten children, only Mary and her brother Joseph lived to adulthood. It's said Mary had a lucky escape when she was a baby. The lady holding her was struck by lightning. Miraculously, little Mary survived. Phew!

Mary's father didn't earn much in his job as a cabinet maker, so he boosted the family's earnings by looking for fossils (known as 'curiosities' back then) at the beach and selling them to holidaymakers. Young Mary and Joseph would join him, and they developed a deep love of fossil-hunting.

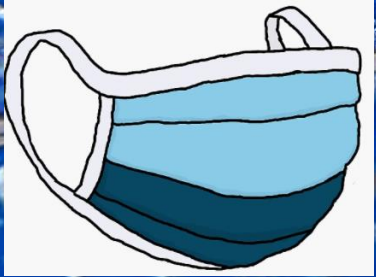
Mary made many other exciting discoveries, such as a flying reptile, later named the Pterodactyl, and coprolites – fossilised poo – which helped her work out what dinosaurs ate! Having taught herself geology, anatomy and scientific illustration, Mary was so highly skilled that she took important scientists fossil hunting and discussed ideas and theories with them.

Click here to find out more [Mary Anning Facts](#)



School Updates


The guidelines at Beaver Green remain unchanged regarding the wearing of masks on school grounds. Unless you are exempt please wear a mask when collecting and dropping of children. Thank you.



Please can I ask parents to drive carefully into the car park when you are dropping off children at breakfast club. Children who walk to breakfast club, should cross the car park using the zebra crossing and then walk behind the wooden barrier for safety.



May I remind you that the school gates do not open at the end of the day until 3pm. Please do not arrive before this time.



School Updates

The Nesting Pigeon at Beaver Green

We are so excited to have our own nesting pigeon at Beaver Green. Here are some fun facts about nesting pigeons:

- ❖ Pigeons nest in April and May
- ❖ They normally lay two white eggs
- ❖ The female will sit on the eggs for around eighteen days.

Maja was really excited to show Mrs Hemstead the nest. "Look you must see! There is a pigeon family!"



School Updates



The Year 1 team are undergoing a project to raise awareness of **recycling** and the impact of **single use plastics** while brightening the school path leading to the Stanhope Gate. We are going to collect non-recyclable plastics and 'upcycle' them to create **rainbow trees** along the fence.

In order to do this **we need your help!**

We are still asking for **donations** of any coloured, clean, non-recyclable plastic you may have at home e.g. broken and discarded plastic toys, plastic milk bottle tops, plastic cutlery and plates, plastic bottles etc.

To help ensure we collect enough plastic of different colours we are asking each year group to donate the following coloured plastic:

Years N, R and 1: Yellow

Year 2: Red

Year 3: Blue

Year 4: Green

Year 5: Pink/purple

Year 6: Orange

Please hand in donations to your child's class teacher.



Create



On Monday 7th June.
We will be having a
whole school music
day. Children will get
to listen and perform
music throughout the
day.

‘Be Inspired By Music’

Safety Tip of The Week

SAFETY ON WHEELS KIDS ON BICYCLES: RIDING SAFELY



How to teach road safety to your children

Follow these basics to help you and your child stay safe when cycling:

- make sure your child's bike fits and that all your bikes are roadworthy;
- if you're on the road with children, take up a position behind them. If there are two adults in your group, it's a good idea to have one at the back and one in front of the children;
- helmets are particularly recommended for young children. Ultimately, wearing a helmet is a question of individual choice and parents need to make that choice for their children;
- set a good example, [follow the Highway Code](#) and teach children road safety and awareness.

Road safety rules for kids

- don't jump red lights or cycle on the pavement unless it's a designated cycle path;
- signal clearly at all times;
- ride in a position where you can see and be seen;
- make eye contact with other road users, especially at junctions, then you know they've seen you;
- when riding at night always use a working white front light and red backlight, plus a red rear reflector - it's the law.

If you're cycling on paths shared by walkers, wheelchair users, and horse riders:

- don't go too fast - it can intimidate others;
- use your bell to let others know you are approaching, but don't assume they can hear or see you;
- give way to others and always be prepared to slow down and stop if necessary;
- keep left or on your side of any dividing line;
- be careful at junctions, bends or entrances.

Star of the week - Nursery

This week in the Nursery we have continued our learning on Animals. We have focused on learning about Jungle/ wild animals.



Elena drew an amazing picture of a tiger. She then copied the letters from the photocard and wrote her name! Super writing Elena , well done.



This week we have been singing The Wheels on the Bus



Congratulations to Evie who thoroughly enjoyed it and was able to suggest some of the actions for the song.



Star of the week - Reception



Aidan is Penguins Class' star of the week. He retold the 'Going on a Bear Hunt Story' as we went on an animal search in our woodland. He also took turns to count to 20 and find his friends whilst playing Hide and Seek. Great taking part Aidan!



Elephants Class' star of the week is Charlie. Charlie played a game with skittles and he recorded how many he knocked over. Charlie was able to independently write subtraction number sentences on a writing tablet. Fantastic taking away Charlie!

Star of the week - Year 1



Star of the week in 1SJ is Liam for excellent sharing in maths. He found a quarter of lots of different amounts. Well done Liam.




The Star of the Week in 1JS this week is Ashdon! Ashdon worked really hard in Science this week exploring our 5 senses: sight, hearing, smell, touch and taste. He asked some fantastic questions and gave great explanations, especially when describing how the jelly felt!

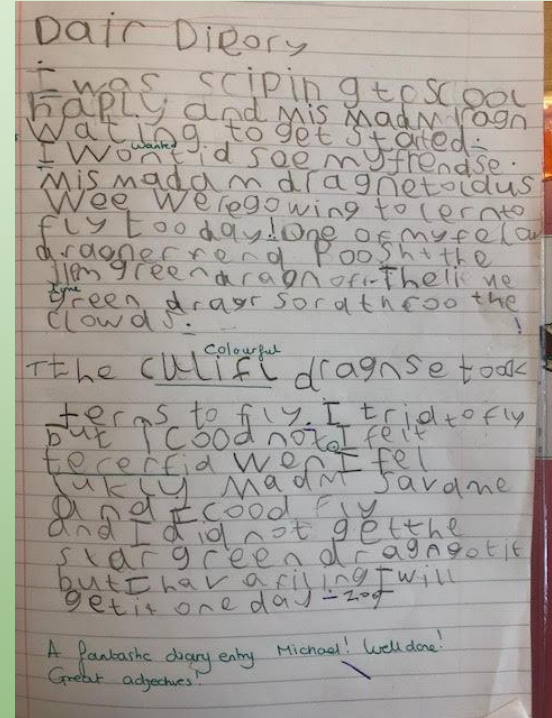
Star of the week - Year 2



This week in 2NB the star of the week goes to Bill. We are proud of him for working well in a team when designing and building their castle.




This week in 2OE the star of the week goes to Michael. We are very proud of his diary entry as Zog, where he used fabulous verbs, adjectives and feelings. Well done Michael keep up the amazing writing.




Star of the week - Year 3

The star of the week in 3BC this week is Blake for planning and writing a superb poem about volcanoes. Well done Blake. We are very proud of you!



Our Star of the week is Emily for her fantastic work on **The Ring Of Fire!** Well done.



Star of the week - Year 4

This week's star in 4PA is Kinjal. We have been writing a short extract describing a Harry Potter scene. As you can see below, Kinjal has used some amazing language, building up creative images in your head whilst reading. Very effective. Well done.

Just as dusk arrived, an apocalyptic, dismal sky loomed into the distance like a dark spirit. Covered by the dim, gloomy clouds, a bright, misty moon shifted across the sky like an agitated person. In the distance, stretching out from the gigantic waves, sat on some pebbles, was a high and beautifully-built lighthouse.

Outside the unobtrusive wooden door, a big, loud bang was heard. Hinges cracked, covered in rust. The door was shaking like mad. Like an explosion, tiny pieces of wood shot out and flew out towards the sofa. Harry backed away.


Bang! The thick, arched door collapsed onto the dusty floor. A mysterious, bearded man who was half the size of a giant had broken the door down. The half-giant came into the room. He picked the door up and put it on the door frame like nothing happened. Harry and the Dursleys gazed at the silhouette of a giant. Hagrid had arrived.





4KB's Star of the Week is Lylia. Lylia has settled into Beaver Green really well and has been a lovely addition to our class! She listens carefully and participates in lessons all the time and always tries her best. Keep up the fantastic attitude towards your learning- it is a real pleasure to see! Well done!

Star of the week - Year 5

This week's 5AT star of the week goes to Holly! Holly has made a real effort to stay focused in class. She has also tried really hard to improve her presentation in her work! It has been great to see Holly being so helpful and kind to others too. Keep it up Holly, you're amazing!



This week's 5MM stars of the week go to Jayesh and Nicolas! They showed great teamwork in Science this week, working hard together and staying focused. Both of them used their amazing artistic skills to create some fabulous drawings! Well done boys! You are both superstars!



Year 6 Learning in Term 5



In science, we are learning all about plants. We have dissected them to learn about all of the different parts.



In computing, we have created spreadsheets and used complicated formulas such as IF statements.



We have designed our own album covers as part of our Dancing Through the Decades topic.



In maths, we have learned about measures and how to convert between cm, m and km.

Pupil number	Class A	Class B	Class C	Class A Results	Class B Results
1	18	14	20	Pass	Not Achieved
2	15	15	19	Not Achieved	Not Achieved
3	16	13	18	Not Achieved	Not Achieved
4	17	17	19	Not Achieved	Not Achieved
5	18	16	20	Pass	Not Achieved
6	17	16	19	Not Achieved	Not Achieved
7	17	17	17	Not Achieved	Not Achieved
8	14	13	18	Not Achieved	Not Achieved
9	16	14	19	Not Achieved	Not Achieved
10	17	18	20	Not Achieved	Pass
11	18	19	19	Pass	Pass
12	19	18	20	Pass	Pass
13	14	17	20	Not Achieved	Not Achieved
14	19	16	19	Pass	Not Achieved
15	20	17	18	Pass	Not Achieved
Total	255	240	285		
Average	17	16	19		

=IF(B13>17,"Pass","Not Achieved")

=IF(C13>17,"Pass","Not Achieved")

I used IF formulas today so the cell would tell me if a pupil passed or didn't achieve a spelling score of 18 or more.

Mia

Star of the Week - Year 6

Star of the Week in 6SH is Jessica for always giving well thought out answers in class and giving it a go even if the question is a little tricky. Keep up this amazing attitude to your learning!



Our star of the week in 6VH is Kiefer. Kiefer is an avid reader and his choice of book and the feedback he has given to his classmates has inspired more boys in the class to read and now we have a mini-book club. Never underestimate how what you do affects others! We love your passion for reading Kiefer and hope you always have a love of books!

