



Newsletter


Friday 30th April 2021

Messages from
Mrs Hopkins, Executive Headteacher &
Mrs Oakley, Head of School

Dear Parents, carers and friends,

Week two of this term has revealed how hard all the children are working, last week I had the pleasure of meeting with all the class teachers to discuss how well the children have settled back into school since the lockdown and then the Easter Holiday. The teachers are incredibly proud of all the children, how they have returned to school with a positive attitude and are trying with all their learning.

Well done to all the children of Beaver Green, keep it up.



Inspiration Friday!



Over the last few weeks I have been inspired by 2 people who work incredibly hard to keep our school running smoothly. They cover every job - answering phone calls, first aid, sorting lunches out, delivering messages, uniform and lunches to children in classes, without them the school would certainly not run as smoothly as it does. So a big thank you must go out to Mrs Page and Miss Betts, you are an inspiration to us all.



School Updates

Punctuality - Arriving on time for school.

This week we have seen a lot of children arriving late into school. Whilst we appreciate that this is sometimes unavoidable, we would like to stress that this impacts greatly on your child if they are late.

When pupils **arrive late**, they miss out on essential instructions given at the beginning of the lesson. This can significantly reduce achievement, regardless of academic ability. **Children** may also feel awkward **arriving** to the classroom when everyone else is settled.

If a **child** is 10 minutes **late** getting to **school**, it is more like 20 minutes until they **are** actually learning. The **impact** on the **class** as a whole is even larger.

Being frequently late for school adds up to lost learning:

- Arriving 5 minutes late every day adds up to over 3 days lost each year.
- Arriving 15 minutes late every day is the same as being absent for 2 weeks a year.
- Arriving 30 minutes late every day is the same as being absent for 19 days a year.

If your child attends school they are more likely to succeed

BUT REMEMBER – “IT IS ALWAYS BETTER TO BE LATE THAN NOT TO ARRIVE AT ALL”

School Updates

Entering the Office

Whilst we are all hoping to get back to 'normal', we are still trying to reduce the risk of COVID-19 being brought into school. If you can try to ensure that your child has everything they need for the school day with them at the start of the day, this will reduce the number of people entering the school office.

Thank you for your support with this.



Whilst you are on the school grounds or in the office, please can you remember to wear a mask and practice social distancing.

Thank you.



Monday 3rd May

School is closed on Monday 3rd May for Bank Holiday. We will see you all on Tuesday 4th May



For the safety of all the children and adults on site can we please ask that you do not bring dogs on to the school premises.
Thank you.

Timings of the school day



Drop off - 8.40-8.50

Collection 15.00-15.15

Science Week 2021 Competition Winners

Eco - Bot

Name: Eco - Bot

Reason: To help in recycling and decrease the carbon dioxide levels in the atmosphere.

Description: The body has a square bottom (with curved sides) but has the top like a white, big egg. There is a covered hole in the middle, which leads to a chopper, next to a button saying 'CHOP'. The hole goes to a popping way which has an 'X' in the middle.

DON'T PUT YOUR HAND IN THE COVERED HOLE!! IT IS VERY HAZARDOUS!

On the front of the bot, there is a keyboard with a picture of a blue microphone and on the top of these appliances, there is a small, rectangular, illuminated box. And last but not least, there is the name of the bot (Eco - Bot) printed above the rectangular box. Beside the box, there is a green charge sign of four boxes. If there is only one box and the colour is red, it needs more charge. It also has a wire to plug it in if it has to charge.

Method: Write what you want it to be made into, like a bracelet. If the keyboard is not your language or your hands are preoccupied, just press the microphone and state your object. The object's name will appear on the rectangular box. When you are sure about your object is correct and place a recyclable material in the hole - for example a plastic bottle - and press the 'CHOP' button. Wait a few minutes and your product will be revealed on the popping way. If the charge is low, plug it in a socket and in thirty minutes, it will be fully charged.

Huge congratulations to Aleena in 5MM and Percy in 2NB for their fantastic Science Week competition entries!

Aleena designed an Eco-Bot to reduce waste and Percy designed a sizing machine that makes normal sized objects giant!

Your prizes will be delivered to your classrooms this Friday!




Safety Tips

Snapchat

Parent / Carer Advice





13

What is Snapchat?


Snapchat is one of the image-based social media platforms which is incredibly popular with children. One of the key features of Snapchat is that, by default, messages sent through Snapchat disappear seconds after they are viewed by the recipient. The minimum age to use Snapchat is 13 but it is a popular and widely used platform among children younger than this.

Safety Tips



- As with all Internet activity, talk to your child about how they use Snapchat, the importance of not 'oversharing', and any issues they have faced.
- The default privacy setting of 'My Friends' prevents children from sharing 'snaps' with users unknown to them. However, children may change this setting and make their posts public. Ensure your child is aware of the importance of maintaining strong privacy settings and check the settings your child has selected.
- In the settings options, ensure your child has Snapmap set to 'ghost mode'. This will ensure that nobody can see their current location.
- Ask your child if they know how to report or block a user who sends them anything that upsets them. This can be done by going to the friends list, selecting the person creating the issue and then selecting the gear icon.
- Remind your child that although Snapchat automatically deletes images once seen, somebody can copy the image and share it with others.

Reasons for concern


- Abuse and bullying**
As messages disappear shortly after being read, Snapchat has become a popular tool for abuse such as online bullying as abusers feel they will not be held to account for messages posted once they are deleted. This is supported by the fact that if somebody takes a screenshot of a message posted on Snapchat then the person who posted it is informed that this has happened, making it more uncomfortable for people to take evidence of abuse they have suffered or witnessed.
- The Snap Map**
The Snap Map allows users to see the live location of their friends on a map. Cartoon-style avatars are used to represent people in a map that was clearly designed to be popular with younger users. This feature can result in children sharing their location (including effectively their home address) with individuals.
- Addiction-inducing features**
Children are naturally more prone to addictive behaviour than adults. As such, the inclusion of features such as 'Snap Streaks' (where two users share pictures with each other on consecutive days) encourages addictive behaviour. Snapchat rewards longer streaks with special emojis. This can result in children increasing their daily usage of the app.
- Risk of secondary apps**
Snapchat allows users to link to secondary apps that can be used inside Snapchat. A recent concerning example is YOLO which allows users to anonymously ask them questions. Such apps have led to online bullying and hate crime.



Burd



Private filtered messages



www.onlinesafetyalliance.org

Online safety education for school staff, pupils and parents

© Online Safety Alliance, 2020

Social Media apps are a great way for your child to stay in touch with their friends.

SnapChat is one of them and a very popular app amongst many children.


For more information on helping to keep your child safe when using SnapChat take a look at the parent advice tips on:

www.onlinesafetyalliance.org

Our **NEW!** room for two year olds.



Welcome to Caterpillar room where we all celebrated the successful start to our new provision.



A stimulating environment

Lots to learn and have fun with!



Opportunities to meet new friends.



Star of the week - Nursery



Lola is our Star of the week this week. She was able to find and recognise all numbers to 10 on the mini-beasts. Great job Lola!



Star of the week - Reception



This week's star of the week in Elephant Class is Oscar. Oscar used green and red paper to create an incredible paper chain hungry caterpillar. He was extremely proud of his caterpillar. Well done Oscar!

Penguin's star of the week this week is Isla. Isla has completed two amazing pieces of writing about the Hungry Caterpillar and Minibeasts. We are so proud of you Isla. Keep it up!!



Year 1 Learning in Term 5

Our Topic this term is 'The Carnival of the Animals'. We are learning about the different animal classification groups in Science, camouflage and pattern in Art, and in Topic we are going on a virtual hot air balloon ride around the world to explore what animals live on each of the 7 continents and in the 5 oceans!





We used different media to create pictures of hot air balloons!



We practised some animal yoga!



Here we are sorting animals into 3 different classification groups: mammals, birds and fish.




We explored the continents of the world by using Google Earth on the Chromebooks!

Year 1 Learning in Term 5

In Literacy we have been learning about Fables such as The Fox and the Crane, The Tortoise and the Hare and the Dog and His Shadow! In Maths we have been learning about equal groups and arrays.



Ella used the compare bears to make equal groups. "Each group is a different colour and it has a small, medium and big bear The groups are equal because they all have 3".



We used drama to retell our favourite fables!



Lily and Ezmae are showing us how to make arrays. They have rows and columns!

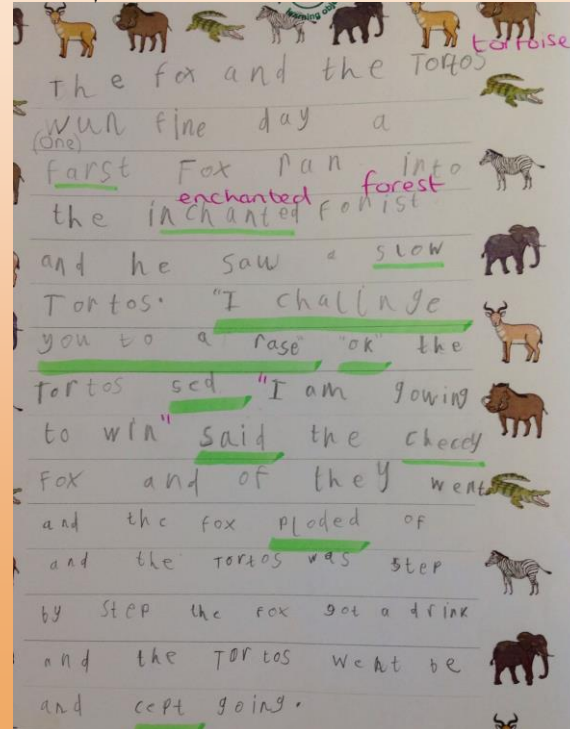



Elsie-Marie and Sienna shared the frogs into 5 equal groups.


Star of the week - Year 1



Layla is star of the week in 1SJ. She has been a really good team member of the class, helping children who are finding things difficult. She also did some fantastic writing about Africa. Well done Layla



This week's Star of the Week in 1JS is Ella. Ella has been working incredibly hard in all of her learning. She has been asking great questions in Science, making equal groups and arrays in Maths and she wrote a fantastic fable about a Fox and a Tortoise. Ella used exciting adjectives to describe and used speech marks for when the animals talked! Keep up the great work Ella!











Star of the week - Year 2



Well done to Finley in 2NB who is this weeks star of the week. Finley created his own coat of arms and drew pictures of the things that are special to him.

Rubie Scarlett

TBAT: locate British castles

	Dover Castle		Caernarfon Castle
there are secret tunnels underneath dover castle		caernarfon sits on a mountain castle is in the town of caernarfon in wales.	
	Edinburgh Castle		Carrickfergus Castle
Edinburgh castle is in Edinburgh Scotland it was built on a tall hill.		Carrickfergus castle is in County Antrim in Northern Ireland it was built over 800 years ago	
	Ainwick Castle		Harlech Castle
Ainwick castle is in Aberdeenshire There was an older castle in the area		like Caernarfon castle Harlech castle was built when Edward I was king	
	Balmoral Castle		Dunluce Castle
Balmoral castle is in Aberdeenshire Scotland. There was an older castle		Dunluce castle is in County Antrim Northern Ireland it was built	


Rubie-Ann and Scarlett in 2OE are the stars of the week this week. I was so impressed with your work on British Castles. Well done girls, you correctly labelled the castles and wrote some amazing facts about them. You worked so hard, we are all really proud of you. Well done, great teamwork!!

Star of the week - Year 3

The Star of The Week in 3BC is Lexie. Since returning to school she has been completely focussed and has tried exceptionally hard in every lesson. We are really proud of you. Well done!



Our Star of The Week is Layla! You worked so hard on your volcano picture, well done. Everyone was so impressed - it looked so real that we thought it was about to erupt!



Star of the week - Year 4

Star of the week in 4PA is Lacey May. She has recently joined our class and has settled in fantastically. I think she even had her hand up answering questions on the first day. We are really pleased how she has quickly picked up on how we do things, how to set out books etc. Lacey May has a lovely attitude in lessons and we are all very pleased. Welcome and well done.




4KB's Star of the Week this week is Courtney. Courtney joined Beaver Green at the end of Term 4 and has settled into 4KB brilliantly. She is friendly and kind and always has a smile! In lessons, she listens well and actively participates. She has been an absolute pleasure and a fantastic addition to our class! Well done Courtney - keep up the fabulous work!

Star of the week - Year 5

This week's star of the week in 5AT goes to Alfie P.

Since returning to school Alfie has had the best attitude to learning! During Guided Reading Alfie is so attentive and makes sure he is so focused (you can ask him any question about the text and he will know straight away!!). We are so proud of how far you've come Alfie! Well done!



The 5MM star of the week is Tilly. During our reading session Tilly read to her partner with great enthusiasm and with incredible expression. We were so impressed with Tilly's reading and storytelling that we asked her to read to the class at the end of the day. She was amazing! Well done Tilly, you should be extremely proud of yourself.



Star of the Week - Year 6

Star of the Week in 6SH is Tulisia for engaging very well with her reading. She is exploring a range of books and works very hard in guided reading sessions to develop her learning. Keep up the amazing attitude to reading Tulisia.

6VH want to say a HUGE well done to Daisy this week. She has made incredible progress in her maths and is showing amazing reliance when confronted with challenging maths problems. We are really proud of the effort she is putting in! Well done Daisy.

