



# Newsletter

## Friday 23rd April 2021

Messages from  
Mrs Hopkins, Executive Headteacher &  
Mrs Oakley, Head of School

Dear Parents and Carers,

We have enjoyed a positive start to Term 5. The children have come back to school eager to learn and pleased to see their teachers and friends.

We will continue to send out a weekly newsletter which will be full of key information about the school, reminders and updates along with safety tips and not forgetting seeing the learning that is taking place in different year groups.

Mrs Hopkins & Mrs Oakley


### Friday Inspiration WHO IS ST GEORGE???

Saint George was a soldier of Greek origin who died for his religious beliefs following anti-Christian persecution from the Roman Empire. As a result, he has been considered a martyr in Christianity for the centuries that have followed as an example of someone who sacrificed themselves for their faith. His figure has been further immortalised through the legend of Saint George and the Dragon. This traditional tale features him slaying a dragon that demanded human sacrifice.



### Fun Facts about St. George:

- Even though he is honoured as a national hero in England, he isn't actually English. In fact, he's never even been! St. George was actually from Cappadocia, now called Turkey.
- He's never slain a dragon and he wasn't a knight.
- He is the Patron Saint people turn to for protection.

Can you find out some more fact to share with us. Click the link to see what you can find out. Click here  [St George's Day](#)

# School Updates

## Communication



If you have any worries or concerns about your child in school, the best person for you to speak to in the first instance is your child's class teacher. Your child's teacher knows them better than anyone else in school and will be able to deal with things swiftly and quickly.

If your concern is of an SEN nature you can contact our Deputy Headteacher/SENCO, who will be able to give you support with your concern.

Remember we also have a welfare team, who are highly skilled in helping in a wide range of areas.

Please don't hesitate to contact the school if you have any worries. We are here to listen and help.



Please can we ask that all children have a coat in school at all times.

Due to the pandemic it is important that the amount of adults entering the school reception area is limited, so it is important that the children have everything they need (lunchboxes, coats and reading books) when they arrive at their classes in the morning.

Thank you

# Safety Tip of The Week - Road Safety

At some stage, your child is likely to outgrow holding your hand and develop more independence around roads, including walking or cycling to school alone.

'Children have difficulty judging speed and distance until they are at least eight, and older children are still at risk: **the number of children injured as pedestrians peaks at 12, when many start travelling to and from school on their own,**' says Katrina.

'Getting your child into safe habits early and setting a good example yourself can really help later when they're more independent.' Keep **road safety advice** simple and make it fun.

## What to tell your child:

- Paths and pavements are for people – roads are for traffic. The safest places to cross are underpasses, footbridges, traffic light crossings, zebra crossings and with a lollipop person.
- (For younger children) Hold a grown-up's hand near roads and don't let go. Stop straight away if you're told to.
- When you need to cross a road, follow the Green Cross Code together: think where it's safe to cross, stop, look and listen, wait for any traffic to pass and then check again – arrive alive!
- When you get out of the car, get out on the pavement side if you can.
- Always wear your seatbelt in the car, and if you're travelling by bus, minibus or coach, if there is one.
- Always wear a helmet if you're on your bike or scooter.
- If you're out in the winter or in the dark, wear bright or reflective clothing so you can be seen



# Star of the week - Nursery



Harley is our star of the week!  
She chose to find the Read, Write Inc  
letters and was able to say the sounds to  
match the letters.  
Super effort Harley!



# Star of the week - Reception

This week's star of the week in Penguin Class is Alfie. Alfie created an amazing crocodile model using sticklebricks and then created the water for it to live in. Alfie was very proud of his model. Well done Alfie!



This week's star of the week in Elephant class is Honey. Honey created a tally chart to find out what pets her friends had. She used her sounds knowledge to write the words of each pet and did a tally for each child she counted. Well done Honey!

# Star of the week - Year 1



Estrella is the star of the week in 1SJ, for her brilliant camouflage picture. Well done Estrella.



This week's star of the week in 1JS is Elsie. This term we are going on a virtual hot air balloon trip around the world to visit the animals of each of the 7 continents. Elsie created a fantastic picture of a hot air balloon using pom-poms to paint!





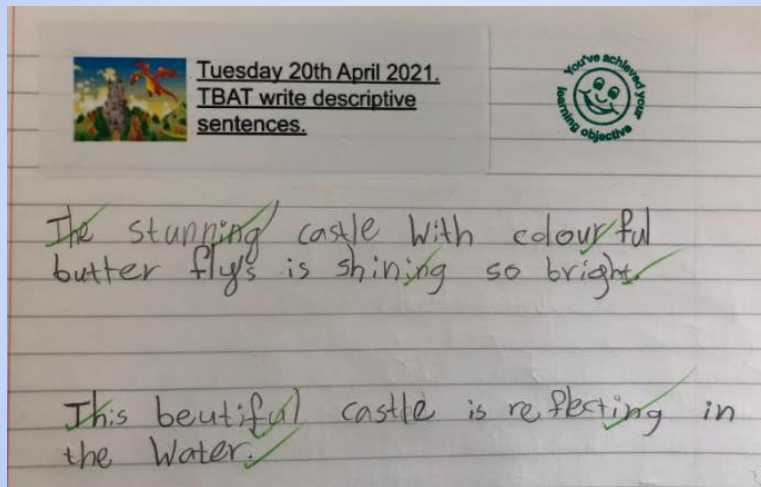
# Year 2 Learning in Term 5

Our Topic this term is Castles, Towers and Turrets. This is what we have been focusing on during Maths and English this week.

We have been using adjectives to describe castles, dragons and knights. We then used these to help us create some descriptive sentences.



The dragon has yellow  
Pointy spikes.  
The Lovely  
castle has  
Pointy tops  
green bright  
hills  
Orange  
trees



Ellie in 2NB wrote these super sentences!



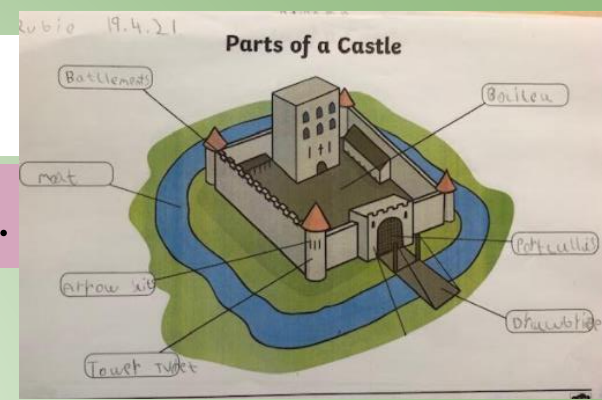
We have been using base 10 to add two 2 digit numbers.



# Year 2 Learning in Term 5


Our Topic this term is Castles, Towers and Turrets.

We have also been looking at the features of castles and labelling them. We have found out some facts about each of the features and we are going to use these to help us create our own non-fiction fact pages about castles.



Castle feature Drawbridge

Information	Picture
<p>There</p> <p>Lots of Castles had a bridge over the Moat that led to the entrance.</p> <p>The drawbridge could be pulled up to stop enemies from getting across the water and reaching the castle.</p>	



Percy

Castle feature Arrow Slits

Information	Picture
<p>Soldiers could see and shoot arrows through these thin gaps in the wall without getting shot.</p>	

Ellie

Castle feature Turrets

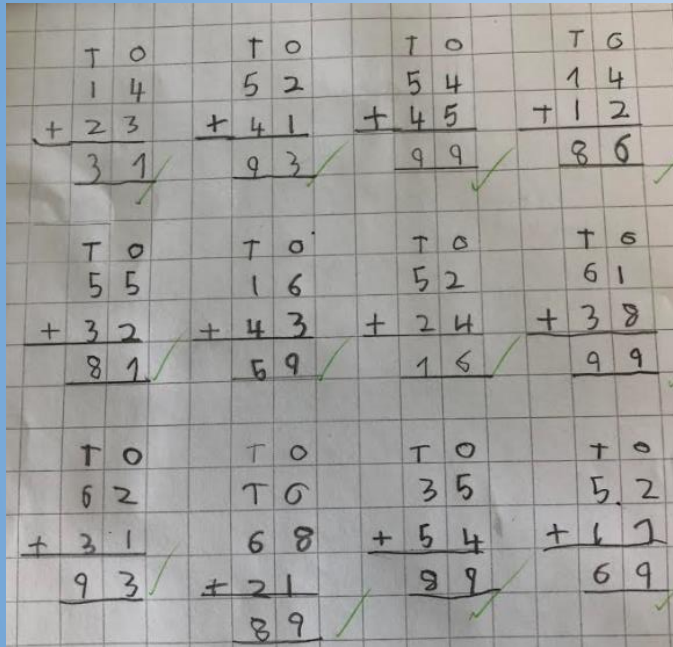
Information	Picture
<p>Turrets are small towers built on top of a tower or wall in a castle. The turrets gave great view from different angles.</p>	

Castle feature Portcullis

Information	Picture
<p>At the entrance to the castle there was a portcullis. Lifting the door this was made of metal or wood. It was used to protect the castle from being seen on fire or being broken in by enemies. It could be used to let bad people in or out (as a).</p>	



# Star of the week - Year 2



Star of the Week for 2NB goes to Oscar for fantastic column addition. Well done Oscar. What super Maths and beautifully presented work!



A huge well done to Arthur in 2OE for these amazing calculations. You have been an absolute star and a whizz with adding two 2d numbers together. Well done you, keep up the amazing hard work.



# Star of the week - Year 3

The Star of The Week in 3BC is Jacob. He was a superstar in science this week for our new topic of rocks. He was a fantastic team member. Well done Jacob!

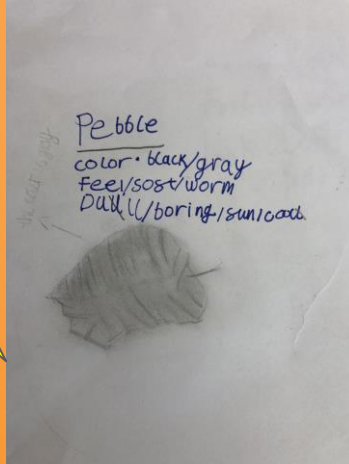


Our fabulous Star of The Week in 3SK is Jenson for his Tornado Proof House Design! Just Amazing work.



# Star of the week - Year 4

4KB's Star of the week is Sherrie. She has created an impressive observational sketch during our first science lesson on rocks. The care and skill she has taken in the shading and detail of the slate rock shows just how much effort Sherrie has put into the observation of rocks. Well done, you rock!




4PA's Star of the week is Lacie May. She has been a fantastic team member and a great friend in class. She doesn't ask or ever look for praise but naturally works, supports and engages with others. She doesn't wait to be asked, she just sees who needs a partner or who needs a bit of encouragement and gives it. Really lovely characteristics. Well done!

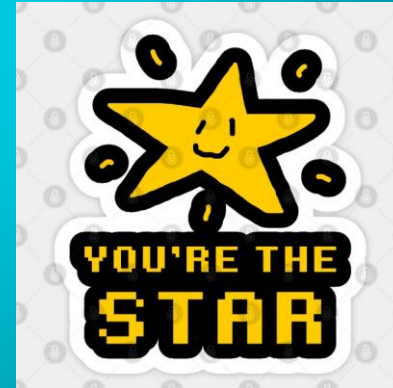


# Star of the week - Year 5

This week's star of the week for 5AT goes to Mark!  
Mark has not only tried his hardest in English and Maths this week, but he has also shown great kindness towards his friends- writing some lovely things about his friend during our PSHE lesson. Well done Mark!



This weeks star of the week in 5MM is Hasan.  
Hasan has tried really hard in his Maths lessons this week and has made huge progress. His confidence has grown in leaps and bounds and he even came to the front of the class and talked the rest of the class through a fraction problem that he had successfully completed. Well done Hasan. Keep up the good work and well done for never giving up!



# Star of the Week - Year 6

A huge well done to Harlee in 6SH this week for returning to school after the Easter break with an amazing attitude to his learning. He has come back positive, full of energy and always smiling. Keep it up Harlee.



The whole 6VH team want to celebrate Jayden J. Jayden, you have demonstrated a real positive attitude to your learning, especially in reading. It has been a pleasure to watch how much you are enjoying Romeo & Juliet. Keep up the good work Jayden.