



Newsletter

Friday 10th February 2023

Dear Parents and Carers,

We have had an amazing term here at Beaver Green. We have seen lots of great learning taking place and many different experiences and after school activities taking place. Children have enjoyed 'Aerial Hoop', football and 'Creepy Claws' just to name a few. Make sure you have signed up for a place in an after school club next term.

We have enjoyed performing our class assemblies to our families and friends, keep an eye out for when your child's assembly will be taking place. They are all on Thursday mornings, starting promptly at 9am and are approximately 15 minutes long. I would like to congratulate all the children who have been brave enough to speak and perform in front of an audience.

Please ensure that you have downloaded the 'Weduc' App - this allows you to receive letters and messages from us and allows you to easily communicate with us should you need to. If you are finding this difficult to do, please don't hesitate to come into the school office, Mrs Page and Mrs Betts will be more than happy to help you sort this out.

Please remember if you have any concerns about your child, do not hesitate to speak with your child's teacher, they will be more than happy to help you to solve the problem.

I wish you all a very happy half term. Thank you for your continued support.

Ms Oakley

Key Dates and Events for Term 4

Term Dates



We return to school on Monday 20th February.

Term ends on Friday 31st March.

Trips



Many trips will take place over the next few terms - keep an eye out for information on this from you class teacher.

British Science week

During the week of 13th March all children will take part in British Science week. Some of the activities that will be taking place are:

- Science workshops for all year groups
- Circus science
- Science focus in lessons

We can't wait to all be scientists this week.



Comic Relief



Friday 17th March

Further information will be given out closer to the time.

World Book Day

Thursday 2nd March - look out for more information.



Autism Acceptance Week



During this week the children will be given information about Autism and what this means for children and adults who live with this diagnosis.

Attendance

Why is good attendance at school so important? Students who miss school frequently can fall behind with their work and do less well in exams. Good attendance also shows potential employers that a young person is reliable. Research suggests that students who attend school regularly could also be at less risk of getting involved in antisocial behaviour or crime. You may be reading this thinking that this sounds more like secondary school, but research shows that children who have good attendance at primary school continue to have these good habits moving into secondary school and then into working life.

What are the benefits of good attendance?

The benefits for children with good attendance and punctuality include:

- Higher motivation to learn and attend school
- More confidence in themselves and their learning
- Greater opportunities to experience extra curricular opportunities available to them at school
- Positive self esteem that comes with knowing they have achieved their best at school
- The ability to make and maintain strong friendships

So please where possible, try and ensure your child has good attendance - this is 96% or above.

If you have any questions or concerns about your child's attendance please don't hesitate to contact us.

Safety Advice

This term we have been talking to the children about many ways to keep themselves safe: at home, in school and in the community. We have talked about the following: 'Safer Strangers', 'Safe Places' and 'Road Safety', ask your child about these to see what they can remember.



Safer Strangers
Safer strangers wear a uniform and a name badge.
They help people in their jobs.
I can talk to them if I am lost or need help.

Nurses
Doctors
TES
Firefighters
Police Officers
Ambulance Drivers and Paramedics
Firefighters
Police Officers
Ambulance Drivers and Paramedics

ink saving Eco

This poster features illustrations of various professionals: a nurse, a doctor, a teacher (TES), firefighters, police officers, and ambulance drivers/paramedics. Each illustration is accompanied by a label identifying the profession. The text explains that these individuals wear uniforms and name badges and are helpful, encouraging children to talk to them if they are lost or need assistance.



ROAD SAFETY

THINK
about where you should cross.

STOP
in a safe place at the side of the road.

USE YOUR EYES & EARS
to see and hear any approaching vehicles.

WAIT
until all the vehicles have passed.

LOOK AND LISTEN
again to make sure all is clear.

CROSS
the road.
Keep looking and listening.

This poster is titled 'ROAD SAFETY' and is divided into six colored boxes, each with a key road safety rule. The rules are: THINK (about where to cross), STOP (in a safe place at the side of the road), USE YOUR EYES & EARS (to see and hear approaching vehicles), WAIT (until all vehicles have passed), LOOK AND LISTEN (again to make sure all is clear), and CROSS (the road, keeping looking and listening). Each rule is accompanied by a small illustration: two children thinking, a pair of shoes, a child covering their ears, a child waiting by a red car, a child looking and listening, and two children crossing a road. At the bottom, there is a larger illustration of a red bus, a yellow school building, and a blue car on a road with a crosswalk.

Safety Advice

We often talk about internet safety. On Tuesday 7th February it was safer internet day and all children were learning about how to stay safe online. The theme this year was:

'Want to talk about it? Making space for conversations about life online'.

About Safer Internet Day

Over the years, **Safer Internet Day** has become a landmark event in the online safety calendar. Starting as an initiative of the EU SafeBorders project in 2004 and taken up by the Insafe network as one of its earliest actions in 2005, Safer Internet Day has grown beyond its traditional geographic zone and is now celebrated in approximately 170 countries worldwide.

We will of course keep talking and learning about how to keep ourselves safe online and what to do if we have any concerns.

If you, as a parent or carer have any questions or concerns about your child's online activity please do not hesitate to contact us for advice.



SEN and Welfare

Parent Information Sessions

For parents/carers of 0-18 year olds
(up to 25 with SEND)

Refreshments available

Ashford Youth Hub
Mabledon Ave
TN24 8BJ
10am-12pm



28th February - ADHD and Autism

14th March - Behaviour and conflict

28th March - Supporting children's anxiety and raising self esteem

no need to book just come along



Tel: 03000 417567
ashfordyouthy@kent.gov.uk

Save the Date

Weds 1st March at 8:45-9:45 SEN Coffee morning, come and join us for a drink and a biscuit to talk about all things SEN.

We will discuss

- Support for parents at home
- Training for parents
- Local area support
- How we can support you better

SK8SIDE HALF TERM

MONDAY 13TH FEBRUARY

11AM - 6PM POP UP SHOP IN TOWN
6 - 8.30PM MCDONALDS

WEDNESDAY 15TH FEBRUARY

2 - 3PM BADMINTON IN STOUR CENTRE
3 - 6PM - DROP IN

TUESDAY 14TH FEBRUARY

1PM - 5.30PM - ARTS • CRAFTS
6 - 8PM TOWERS SK8

THURSDAY 16TH FEBRUARY

1 - 5.30PM BOARD GAMES
6 - 8PM - SK8 • CR8

FRIDAY 17TH FEBRUARY

1 - 3PM FOOTBALL
3 - 6PM MUSIC
6 - 8.30PM MCDONALDS

FACEBOOK.COM/SK8SIDE/CIC
INSTAGRAM.COM/SK8SIDE



Eco Club



REDUCE

REDUCE

Fox has been walking for a little while now and is getting thirsty.

"I have a reusable water bottle somewhere in my rucksack. I don't need all of these plastic ones!

Before we buy and use new things, we should think about if we can buy less or if we need it at all."

WASTE-FREE LUNCHES

Let's try to reduce the waste we produce in our school lunch boxes. Circle the **four** items with the least amount of waste in your lunch box.

TIP: Snacks such as crisps, nuts and biscuits can be bought in bulk and separated into reusable containers!

Apple slices in a reusable container

Sandwiches in beeswax wraps

Reusable cloth

Reusable bottle

Paper towels

Apple slices in a packet

Juice carton

Sandwiches in cling film

SUSTAINABLE SWAPS

What swaps can we make at home to reduce our waste?

Reusable bags are stronger and can be used again and again, unlike plastic bags which can break easily and stay in the environment for up to 500 years!

if everyone in the UK used a plastic toothbrush and lined them all up, they could reach to the moon and back 5 times!

Create a TV advert to persuade your family and friends to make a sustainable swap. Tell them why the swap is good for the environment and how easy it is to use!

Match the item with its sustainable swap

Plastic toothbrush

Reusable cloths

Single-use plastic straws

Bamboo toothbrush

Plastic carrier bags

Buying second-hand clothes

Paper towels

Beeswax wraps

Plastic soap bottle

Metal straws

Cling film

Soap bar

Buying new clothes

Reusable cotton bags

Which room has the most rubbish? What types of rubbish do you create the most of?

LOVE LESSER Look out for waste-free lunch days at your school!

6

The Eco club meet regularly to talk about how we can reduce the amount of single use plastic in the school. Some of the children went on an eco conference and we learnt so much about how we can make an impact by starting in our school to reduce waste going into the sea. You can see the poster we made in the entrance hall. Here is some information to try and reduce the amount of single use plastic that is in the children's lunch boxes. If everyone changed 1 thing then that would make a huge impact on the daily waste.



RE festival - Tu B'shevat



We explored outside and looked at the different trees in our grounds. We then identified some of their leaves from our own rubbings.

Jewish people eat a lot of fruit at Tu B'Shevat so we tasted lots of different fruits. Funnily enough, the olives were the only things left behind!



£164.80

On Monday 6th February we celebrated the Jewish festival of Tu B'shevat which celebrates the 'New Year for the Trees'. We held a cake a biscuit sale to raise some money towards a planting project within our forest school. Watch this space! We raised an amazing £164.80. Thank you so much!!



Star of the Week - Term 3

Nursery

Ilyas- For adapting to the routine of the nursery day so well.

Ada-Mae For having excellent storytelling skills. She worked really well retelling The Three Little Pigs.

Ryker- For always being a kind, caring and funny member of the Dragonfly room.

Jacob-Has worked really hard during carpet time. Giving his ideas and trying his best to retell the story.

Aleia- For having an amazing start to her nursery journey, she has settled so well.

Nursery

Asiel - For settling into the Butterfly room so well and engaging during carpet time sessions.

Jonie - For settling well at Nursery and getting involved especially during Music time.

George - For trying so hard with his letters and sounds and attempting to write his name.

Kaden - For settling so well into Nursery life and exploring the environment independently.

Owen - For trying hard to learn new letters and sounds during phonics.

Bumblebees

Kaiden - for settling into school so well.

Maryann - for her efforts in her writing and Maths.

Lexa - for her hard efforts with all of her work, especially her writing and Phonics.

Jora - for enthusiastic learning and writing about snails.

Tyler - for his life cycle of a bean writing!

Ladybirds

Nancy - For always behaving beautifully and doing her best.

Dottie - For enthusiastic learning and talking part in class.

Archie Q - For fantastic phonics work and increased confidence to take part.

Maverick - For a super drawing of a pig and trying really hard to write his name.

Everly - For super hard work and progress in phonics.

Star of the Week - Term 3

1MT

Kara - for always being a good friend and a fantastic role model.

Riley - engagement and participation and improving his writing.

Mia - for excellence and always trying her best especially in phonics.

Peter - for respect. Peter is always a polite and is a fantastic member of 1MT.

God'streasure- for always following our Beaver Green rules and participation in his learning.

1SJ

Zofia - for amazing description about The Gruffalo.

Harley - for good phonics and writing

Leo for improved writing and good phonics

Zain - for good descriptive writing

Teddy for great art work and designing an amazing enchanted forest

Niall - for his super writing this week.

2NB

Cohen - for settling into his new class and showing he can engage in his learning.

Maja - for showing respect and being polite and helpful.

Lucas - for valiance. Trying his best and being resilient.

Gracie - for empathy. Showing kindness and care to others.

Charlie - for excellence. Trying his best in every lesson.

2OE

Elliot - For valiance - positive attitude towards his work.

Nour - For excellence - trying really hard in her English work.

David - For positive attitude and engagement in all his learning this week.

Nour - For aspiration - working really hard in all subjects.

Charlie - For displaying the respect and excellence rule all the time!

Star of the Week - Term 3

3AM

Mason- For being a superstar not only this week but every week!

Sophia- Working so hard in English this week!

Olivia- Helping others in English this week!

Ava- showing great listening this week and working hard!

Charlie- So proud of how far his reading has come!

3BC

Prajesh - For always being kind and helpful to all adults and children.

Armina - For always sharing your amazing ideas and working so hard.

Kevin - For being kind and polite to everyone, and working so hard.

Jamie - For being focussed in every lesson and working extremely hard.

Ezmae - For always being helpful around the classroom.

Aliana - For being kind and polite to everyone, and working so hard.

4SB

Ellie - for always following the golden rules, especially excellence.

Nura - for always trying her best and having lovely presentation in her books.

Percy - for being helpful and kind, supporting her classmates when they needed help with their learning.

Nayuma - for her enthusiasm for reading! It is a joy to see! Well done!

Kelsey - trying really hard with her rainforest description this week

4PA

George - beginning to show consistent excellence

Damon - Excellence in what he does & how he acts

Keiya - Amazing exploration of her art work

Daizy - Excellence in her maths learning this week

Oscar - Gentle, respectful and engagement in all things

Star of the Week - Term 3

5EC

Harry-for amazing work

Callum-excellent English

Bethel-for settling in well at Beaver Green

Riley- wonderful animal information text

Tommy- excellent reading

5BM

Odette - for settling in well to Beaver Green.

Jenson - superb use of vocabulary in English.

Georgia - for working hard and independently in all lessons this week.

Max - for his leadership skills in dance

6AT

Kinjal - For taking pride in her work and showing great aspiration.

Layla - For working so hard in her learning and always showing great behaviour for learning.

Josh - Working really hard and taking care in his work.

Oakley - For showing great care and empathy towards others.

Kieran - For producing a fantastic piece of writing this week!

Louie - For working really hard in Maths this week, staying focused and making great strides!

6MM

Jayden - for making a really positive start to Year 6.

Courtney - trying really hard in all lessons and taking a pride in her presentation.

Ethan- Trying really hard in the practise Sats.

lasmina - Always trying her best.

Crystal- For always aspiring to do her best and making some great choices.

Lyliah - for always aiming high and trying her best.

Term 3 - Nursery



This term we have been learning about different Traditional Tales. We have looked at The Gingerbread Man, The Three Little Pigs and many more...



Look! We made gingerbread playdough and our very own gingerbread men! They were yummy!



The children have been working really hard to improve their pencil grip by exploring lots of different activities.



We really enjoy exploring the small world area, using different items to explore.



Some children have been working really hard trying to retell the different stories.



We really enjoy exploring our teeth brushing station. We have been learning how important it is to keep our teeth clean.



Term 3 - Nursery



We welcomed lots of new children to our nursery this term and they have settled amazingly!



We have had a really busy term learning all about transport including emergency vehicles; transport on the land, sea and in the air. The children have really enjoyed this especially our airport role play. There have been many creations including trains, hot air balloons, cars and fire engines. We also had a great time going on the school minibus on a journey to explore our local area. We have been continuing with our phonic sessions as well as Maths which has included making patterns, bigger and smaller than, heavier and lighter and number recognition.



Term 3 - Reception





This term we have enjoyed reading lots of Traditional Tales. We have made masks, pretended to bake in the Bakery, made sandwiches as well as grown cress!



Term 3 - Reception

This term we have enjoyed reading lots of Traditional Tales. We have made masks, pretended to bake in the Bakery, made sandwiches as well as grown cress!



Term 3 - 1MT

This term we have been learning all about 'Woodland Adventure'. 1MT have been busy and having lots of fun creating different habitats for woodland creatures! We also had a great time exploring our local woodland, building dens, going on a minibeast hunt and classifying different leaves.

We really enjoyed looking at World Maps and finding the different countries.



Our woodland art has blown Mrs Tapper away! Take a look at some of our amazing creations this term!

Some of our grown ups came to look through our wonderful learning we've been doing this term - we love it when they come to play!





Term 3 - 1SJ



This term we have been learning all about 'Woodland Adventure'. 1SJ have been busy and having lots of fun creating different habitats for woodland creatures!

We also had a great time exploring our local woodland, building dens, going on a minibeast hunt and classifying different leaves.





We have been writing about the Gruffalo, Bear Hunt and Into the Forest

Term 3 - 2NB



In English we did some super writing to create a 'Lost' poster for a missing cat. This fantastic piece of writing is by Gracie.






In Jigsaw we have been learning to work together to achieve goals. We have been designing dream birds that we will make in groups.

Term 3 - 20E

We have been focusing our English skills to write diary entries, story retells and acrostic poems, which we then performed!



In Topic we have been learning about The Great Fire of London! We even had the chance to see a recreation of the Great Fire of London!



In Maths, we have made equal groups and learnt about fractions!



Term 3 - 3BC

Topic - Oceania


We have been designing and making boomerangs, and looking at landmarks in Oceania.

Science - Rocks

In science we have been learning about the properties of different rocks.



English
How to make a vegemite sandwich (Instructional Text).



Sedimentary



Term 3 - 3AM

In English we have been writing instructions to make a Vegemite sandwich, so of course we had to have a go ourselves first!



In Art we studied a famous artist and had a go of the dotwork skills onto our boomerangs!



In History we studied the lives of the aborigines and the symbols they use to carve into rocks.


Term 3 - 4PA

Super term in 4PA. I have been so impressed with everyone. Great thinking, hard work, super behaviour and an enjoyment in their learning. Fantastic class.

As part of our studies we have been reading 'The Explorer' by Katherine Rundell, an adventure story of children who have to survive in the Amazon after their plane crashes.



We have done some excellent writing describing a rainforest and a report on the fantastic animals we would find there.



We made dioramas of the Amazon rainforests, thinking about what landscape and creatures we wanted to include

In science we have been investigating rocks; even trying to make our own 'fossils.'







Term 3 - 4SB

In RE we have been learning about why some people think life is like a journey. We have focused on Christian Baptism and Jewish Bar and Bat Mitzvah.

In English we have been writing our own Rainforest descriptions and our own Rainforest animal information reports.

This term our topic has been South America, with a particular focus on Argentina, Brazil and Peru. we made Rio Carnival masks.



Jesus sins were washed away
He was baptised in the River
Jordan.

Handwritten notes on lined paper.


In Science we have been learning all about different types of rocks.



Are some rocks harder than others?



Are some rocks absorbent or affected by corrosion?



We have been reading this book called the Explorer by Katherine Rundell.



Term 3 - 5EC

In English we watched clips from the "Lion King" and wrote some *amazing* recounts from Mufasa.



Max



Mufasa's son
 As I woke up early the fascinating sun crept from the horizon I could hear fifty calm birds singing that filled my ears with joy The sky was full of hovering multi-colored clouds in the face orange sun light in the distance tall trees created towering shadows Nervously I paced the rocks whilst butterflies fluttered in my stomach Kanga was busy spreading the ground round to my son having been Mufasa's favourite I started toward the edge of Pride Rock soaring across the valley I was trying to find Rafiki on his own brief whilst he was supposed to be seen what I did see was a glimpse of I saw the magnificent white looking away at the horizon as all as a rock getting ready to come my way The outline of Rafiki's tail stretched to the edge of Pride Rock then I realised all the multiple ways keeping my eyes to see my cub The separate chattering and rustling sounds Hearing Rafiki's voice made me jump he was holding some special food! He started to walk to my cub I followed quickly I saw my son crawling into my wife Kanga's back him to the edge after he grabbed the ground piece on my son
 how I was proud and nervous but I know I could trust him I heard all the incredible cheering and exciting in other parts



Mufasa's son
 I woke up to the sparkling dewdrops glistening against the sun I saw the beautiful sun in the sky and heard the birds singing through the trees I was trying to find Rafiki on his own brief whilst he was supposed to be seen what I did see was a glimpse of I saw the magnificent white looking away at the horizon as all as a rock getting ready to come my way The outline of Rafiki's tail stretched to the edge of Pride Rock then I realised all the multiple ways keeping my eyes to see my cub The separate chattering and rustling sounds Hearing Rafiki's voice made me jump he was holding some special food! He started to walk to my cub I followed quickly I saw my son crawling into my wife Kanga's back him to the edge after he grabbed the ground piece on my son
 how I was proud and nervous but I know I could trust him I heard all the incredible cheering and exciting in other parts

Mufasa's son
 As I woke up early the bright sun crept from the horizon I could hear fifty calm birds singing that filled my ears with joy The sky was full of hovering multi-colored clouds in the face orange sun light in the distance tall trees created towering shadows Nervously I paced the rocks whilst butterflies fluttered in my stomach Kanga was busy spreading the ground round to my son having been Mufasa's favourite I started toward the edge of Pride Rock soaring across the valley I was trying to find Rafiki on his own brief whilst he was supposed to be seen what I did see was a glimpse of I saw the magnificent white looking away at the horizon as all as a rock getting ready to come my way The outline of Rafiki's tail stretched to the edge of Pride Rock then I realised all the multiple ways keeping my eyes to see my cub The separate chattering and rustling sounds Hearing Rafiki's voice made me jump he was holding some special food! He started to walk to my cub I followed quickly I saw my son crawling into my wife Kanga's back him to the edge after he grabbed the ground piece on my son
 how I was proud and nervous but I know I could trust him I heard all the incredible cheering and exciting in other parts



Ella



Our topic in Year 5 is Africa. This term in Art we created silhouettes.

Jess

Olivia



Riley

Term 3 - 5BM



Information report on African animals

Designing, evaluating and making African inspired jewellery



Bush babies

They are super cute but they have very freaky eyes They spend most of their day in trees leaping on and off!

Habitat

Bush babies mostly live in sub-Saharan Africa. They usually live in hollow trees, dense vegetation or old bird nests. They prefer woodlands as there are lots of trees and old bird nests to live and sleep in.

Diet

The main thing Bush babies eat is gum if you were wondering the gum is actually tree exudates. They feed on fruit insects even small birds but sometimes they also eat eggs, seeds and flowers. Did you know Bush babies are not normal!

Behavior

All Bush babies are high powered but the lesser Bush babies are more. They move around by jumping with their hind legs like jerboas. They dig holes by gnawing holes in trees and scraping the bark using their tooth combs. Some dig to leap on and off trees when they descend to the ground that sit right.

Appearance

They usually are brown-grayish reddish to yellowish brown. They have large ears, long hind legs and stiff woolly fur. Bush babies are also characterized by their long upper portion of their feet. One more fact about bush babies they can actually fold their long woolly ears.

By Tomo Goff



Small dwarf mongoose

The common dwarf mongoose is a mongoose species native to Angola, northern Zambia, KwaZulu-Natal in South Africa, Zambia and East Africa.

HABITAT

Dwarf mongooses are usually found in dry grasslands, open woodlands, wooded savannas and bushlands. Common dwarf mongooses range from East to Southern Africa. They can be found in grasslands, shrublands, savannas and wooded bushes and tropical climate zones. They are often found living in old termite mounds and avoid dense forests and deserts.

DIET

Common dwarf mongooses are carnivores (meat-eaters). Their diet consists of beetle larvae, beetles, grasshoppers, crickets, spiders, scorpions, small lizards, snakes, small birds, rodents and is supplemented very occasionally with berries. These incredible creatures are the smallest carnivores in Africa. They primarily prey on insects - however, they have also been found to eat rodents, reptiles, eggs and occasionally fruit.

By Selina Bai



BEHAVIOUR

Dwarf mongooses and ground herbivores have a symbiotic relationship (one that benefits both animals). They often feed together: as dwarf mongooses disturb insects with their muscles, herbivores graze on the food; herbivores make loud noises to alert mongooses of approaching predators. Dwarf mongooses live in a group of 12 to 15, covering more than 75 acres of territory. Mongoose groups are matriarchal (led by a dominant female).

APPEARANCE

It is short and stocky with a blunt, pointed muzzle and long tail. It is usually speckled - brown or reddish colour. These small mammals have long bodies with short legs. The squirrel-sized mongooses is the smallest of the African mongooses.

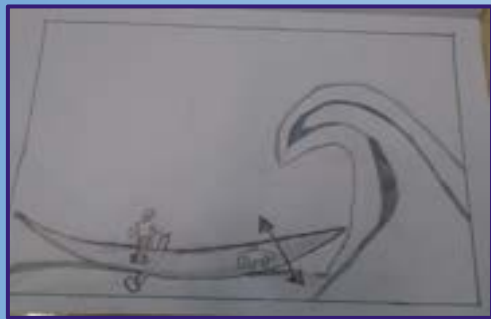
By Selina Bai



Term 3 - 6AT



"I have been really proud of my Maths and how my presentation has improved in my books." Archie



As part of our 'Asia' topic, we researched Hokusai Art and shared our ideas with one another. We then attempted to create our own versions using the various techniques.

We also really enjoyed having grown-ups come in to see the work that the children were very proud of!



Hokusai Art



Term 3 - 6MM

This term in 6MM we started our new topic Asia. We have studied the artist Hokusai and have sketched our own interpretations of his paintings.



Violin lessons are progressing well. The children can now play along to Manhattan Blues and The Can Can.



This term also saw us study the Jewish festival - **Tu B'Shevat**. This is the Jewish New Year for trees. Part of the celebration includes eating fruit. In 6MM we wrote, on a fruit template, a piece of advice that we could give to someone. We also drew our own celebration trees.

